

Aşağıdaki tabloda BIST 30 şirketlerinin son üç aylık yabancı takas oranlarını, oran değişimlerini, bu dönemki en düşük ve en yüksek yabancı takas oranlarını ve ilgili tarihlere dair fiyatlar ile yabancı yatırımcıların son dönem aktivitelerini görebilirsiniz.

Tablodaki verilere baktığımızda, yüksek yabancı takas oranına karşın TCELL, KCHOL, TKFEN ve SAHOL'de son dönemde yabancıların pozisyon azaltması dikkat çekiyor. Yabancı ilgisi artan hisselerde ise, BIST 30 ortalamasına göre düşük yabancı takas oranı ile işlem gören DOHOL'de yabancı alımlarının sürdüğünü görüyoruz. BIMAS ise yabancı ilgisinin sürdüğü diğer hisseler arasında dikkat çekiyor.

| XU030 Yabancı Takas Oranları (YTO), Son 3 Ay |           |                     |              |         |          |   |                |                    |                            |             |                  | 4 Ekim 2019 Cuma işlemleri sonucu oluşan<br>8 Ekim 2019 Salı takas verileri kullanılmıştır. |                       |
|--|-----------|---------------------|--------------|---------|----------|---|----------------|--------------------|----------------------------|-------------|------------------|---|-----------------------|
| Şirket *                                     | Son Fiyat | Son Yab. Tks. Oranı | △ (Oran, bp) |         |          | Son 3 Ay En Yüksek / En Düşük Yabancı Takas Oranı (YTO) |                | △ (Oran, bp)       | Tks. Tarihi ve YTO Eğilimi | Fiyat (T-2) | △ (Fiyat,%)      | Yabancı Aksiyonu  |                       |
|  |           |                     | 1 hafta      | 1 ay    | 3 ay     | En Düşük  | En Yüksek      |                    |                            |             |                  |   |                       |
| TAVHL  | 23.76     | 95.0%               | 1 bp         | -48 bp  | -121 bp  | En Düşük<br>En Yüksek                                   | 95.0%<br>96.2% | 1 bp<br>-123 bp    | 1.10.2019<br>30.07.2019    | ▲<br>▲      | 22.86<br>24.76   | 3.9%<br>-4.0%   | Dengeli               |
| TCELL  | 12.98     | 89.1%               | -13 bp       | -96 bp  | -101 bp  | En Düşük<br>En Yüksek                                   | 89.1%<br>90.3% | 0 bp<br>-118 bp    | 8.10.2019<br>23.07.2019    | ▲<br>▲      | 13.06<br>13.25   | -0.6%<br>-2.0%  | Son Dönemde Satıcılar |
| KCHOL  | 19.10     | 83.8%               | -100 bp      | -113 bp | -152 bp  | En Düşük<br>En Yüksek                                   | 83.8%<br>85.5% | 0 bp<br>-170 bp    | 8.10.2019<br>30.07.2019    | ▲<br>▲      | 18.78<br>19.07   | 1.7%<br>0.2%  | Dengeli               |
| TUPRS  | 141.40    | 83.5%               | 22 bp        | 78 bp   | 47 bp    | En Düşük<br>En Yüksek                                   | 82.5%<br>84.9% | 95 bp<br>-147 bp   | 3.09.2019<br>30.07.2019    | ▲<br>▲      | 126.00<br>134.30 | 12.2%<br>5.3%   | Son Dönemde Alıcılar  |
| TOASO  | 22.54     | 79.4%               | 80 bp        | 18 bp   | -364 bp  | En Düşük<br>En Yüksek                                   | 78.6%<br>83.0% | 80 bp<br>-364 bp   | 1.10.2019<br>16.07.2019    | ▲<br>▲      | 19.69<br>18.80   | 14.5%<br>19.9%  | Dengeli               |
| FROTO  | 60.40     | 77.5%               | -25 bp       | -11 bp  | -50 bp   | En Düşük<br>En Yüksek                                   | 77.5%<br>78.3% | 4 bp<br>-84 bp     | 3.09.2019<br>30.07.2019    | ▲<br>▲      | 58.75<br>62.60   | 2.8%<br>-3.5%   | -                     |
| GARAN  | 9.79      | 75.8%               | 1 bp         | 78 bp   | -38 bp   | En Düşük<br>En Yüksek                                   | 74.8%<br>76.6% | 98 bp<br>-87 bp    | 3.09.2019<br>15.08.2019    | ▲<br>▲      | 8.90<br>9.69     | 10.0%<br>1.0%   | -                     |
| ARCLK  | 18.65     | 74.3%               | -29 bp       | 136 bp  | -303 bp  | En Düşük<br>En Yüksek                                   | 71.9%<br>77.9% | 235 bp<br>-364 bp  | 3.09.2019<br>30.07.2019    | ▲<br>▲      | 17.09<br>21.00   | 9.1%<br>-11.2%  | Dengeli               |
| SAHOL  | 9.24      | 72.7%               | -79 bp       | -92 bp  | -124 bp  | En Düşük<br>En Yüksek                                   | 72.7%<br>74.1% | 0 bp<br>-138 bp    | 8.10.2019<br>6.08.2019     | ▲<br>▲      | 9.12<br>9.60     | 1.3%<br>-3.8%   | Son Dönemde Satıcılar |
| TKFEN  | 18.53     | 72.0%               | -55 bp       | -173 bp | -475 bp  | En Düşük<br>En Yüksek                                   | 72.0%<br>77.0% | 0 bp<br>-502 bp    | 8.10.2019<br>30.07.2019    | ▲<br>▲      | 18.76<br>25.10   | -1.2%<br>-26.2%   | Dengeli               |
| KOZAL  | 67.55     | 70.2%               | 8 bp         | -200 bp | 441 bp   | En Düşük<br>En Yüksek                                   | 65.8%<br>73.2% | 441 bp<br>-300 bp  | 16.07.2019<br>3.09.2019    | ▼<br>▼      | 51.95<br>68.40   | 30.0%<br>-1.2%  | Son Dönemde Alıcılar  |
| VAKBN  | 4.75      | 70.0%               | -614 bp      | -309 bp | -407 bp  | En Düşük<br>En Yüksek                                   | 70.0%<br>76.1% | 0 bp<br>-615 bp    | 8.10.2019<br>17.09.2019    | ▲<br>▲      | 4.87<br>5.33     | -2.5%<br>-10.9%   | Dengeli               |
| BIMAS  | 48.04     | 69.5%               | 4 bp         | 212 bp  | 267 bp   | En Düşük<br>En Yüksek                                   | 66.8%<br>69.5% | 267 bp<br>0 bp     | 16.07.2019<br>8.10.2019    | ▲<br>▲      | 45.05<br>48.76   | 6.6%<br>-1.5%   | Dengeli               |
| EREGL  | 6.64      | 69.1%               | -75 bp       | -42 bp  | -357 bp  | En Düşük<br>En Yüksek                                   | 69.1%<br>73.0% | 0 bp<br>-395 bp    | 8.10.2019<br>30.07.2019    | ▲<br>▲      | 6.68<br>7.70     | -0.6%<br>-13.8%   | Son Dönemde Satıcılar |
| AKBNK  | 7.72      | 65.4%               | -30 bp       | 18 bp   | -31 bp   | En Düşük<br>En Yüksek                                   | 65.0%<br>66.0% | 31 bp<br>-59 bp    | 3.09.2019<br>20.08.2019    | ▲<br>▲      | 6.94<br>6.93     | 11.2%<br>11.4%  | -                     |
| TTKOM  | 5.45      | 64.3%               | -317 bp      | -598 bp | -511 bp  | En Düşük<br>En Yüksek                                   | 64.3%<br>70.6% | 0 bp<br>-631 bp    | 8.10.2019<br>30.07.2019    | ▲<br>▲      | 5.47<br>5.73     | -0.4%<br>-4.9%  | Dengeli               |
| ISCTR  | 6.05      | 60.5%               | -93 bp       | 46 bp   | -214 bp  | En Düşük<br>En Yüksek                                   | 59.9%<br>62.6% | 56 bp<br>-214 bp   | 24.09.2019<br>16.07.2019   | ▲<br>▲      | 5.85<br>6.37     | 3.4%<br>-5.0%   | Dengeli               |
| KOZAA  | 9.36      | 59.5%               | 444 bp       | 97 bp   | 851 bp   | En Düşük<br>En Yüksek                                   | 48.0%<br>64.8% | 1151 bp<br>-527 bp | 6.08.2019<br>27.08.2019    | ▼<br>▼      | 7.10<br>8.13     | 31.8%<br>15.1%  | Son Dönemde Alıcılar  |
| EKGYO  | 1.33      | 59.4%               | -86 bp       | 111 bp  | 48 bp    | En Düşük<br>En Yüksek                                   | 56.4%<br>60.3% | 303 bp<br>-86 bp   | 27.08.2019<br>1.10.2019    | ▼<br>▼      | 1.17<br>1.41     | 13.7%<br>-5.7%  | Dengeli               |
| PGSUS  | 61.60     | 50.2%               | -130 bp      | -726 bp | -372 bp  | En Düşük<br>En Yüksek                                   | 50.2%<br>57.5% | 0 bp<br>-726 bp    | 8.10.2019<br>10.09.2019    | ▲<br>▲      | 61.10<br>65.95   | 0.8%<br>-6.6%   | Son Dönemde Satıcılar |
| YKBNK  | 2.32      | 49.7%               | 34 bp        | -52 bp  | -131 bp  | En Düşük<br>En Yüksek                                   | 48.5%<br>53.0% | 125 bp<br>-326 bp  | 3.09.2019<br>30.07.2019    | ▲<br>▲      | 2.29<br>2.80     | 1.3%<br>-17.1%  | Son Dönemde Alıcılar  |
| HALKB  | 6.19      | 48.7%               | -534 bp      | 1 bp    | -57 bp   | En Düşük<br>En Yüksek                                   | 42.3%<br>54.0% | 637 bp<br>-534 bp  | 27.08.2019<br>1.10.2019    | ▼<br>▼      | 5.65<br>6.62     | 9.6%<br>-6.5%   | Dengeli               |
| DOHOL  | 1.61      | 46.3%               | 66 bp        | 241 bp  | 672 bp   | En Düşük<br>En Yüksek                                   | 39.6%<br>46.3% | 672 bp<br>0 bp     | 16.07.2019<br>8.10.2019    | ▲<br>▲      | 1.20<br>1.62     | 34.2%<br>-0.6%  | Son Dönemde Alıcılar  |
| SISE   | 4.42      | 41.9%               | -80 bp       | -133 bp | -256 bp  | En Düşük<br>En Yüksek                                   | 41.9%<br>44.6% | 0 bp<br>-267 bp    | 8.10.2019<br>30.07.2019    | ▲<br>▲      | 4.44<br>5.02     | -0.5%<br>-12.0%   | Son Dönemde Satıcılar |
| TSKB   | 0.91      | 40.4%               | -51 bp       | 194 bp  | 718 bp   | En Düşük<br>En Yüksek                                   | 33.2%<br>41.0% | 718 bp<br>-54 bp   | 16.07.2019<br>24.09.2019   | ▼<br>▼      | 0.80<br>0.91     | 13.8%<br>0.0%   | Son Dönemde Satıcılar |
| SODA   | 5.78      | 38.5%               | -80 bp       | -198 bp | -679 bp  | En Düşük<br>En Yüksek                                   | 38.1%<br>45.4% | 44 bp<br>-692 bp   | 24.09.2019<br>30.07.2019   | ▲<br>▲      | 5.75<br>6.30     | 0.5%<br>-8.3%   | Dengeli               |
| THYAO  | 11.98     | 37.9%               | -219 bp      | -82 bp  | -931 bp  | En Düşük<br>En Yüksek                                   | 36.6%<br>47.5% | 122 bp<br>-962 bp  | 24.09.2019<br>23.07.2019   | ▲<br>▲      | 11.39<br>12.95   | 5.2%<br>-7.5%   | Dengeli               |
| ASELS  | 19.02     | 31.2%               | -135 bp      | -75 bp  | 2 bp     | En Düşük<br>En Yüksek                                   | 29.8%<br>34.1% | 146 bp<br>-289 bp  | 27.08.2019<br>17.09.2019   | ▼<br>▼      | 17.61<br>19.93   | 8.0%<br>-4.6%   | Dengeli               |
| PETKM  | 3.52      | 17.0%               | 62 bp        | -21 bp  | -1125 bp | En Düşük<br>En Yüksek                                   | 15.1%<br>30.2% | 190 bp<br>-1326 bp | 24.09.2019<br>30.07.2019   | ▲<br>▲      | 3.41<br>4.03     | 3.2%<br>-12.7%  | Son Dönemde Alıcılar  |
| KRDMD  | 2.16      | 13.3%               | 9 bp         | -144 bp | 208 bp   | En Düşük<br>En Yüksek                                   | 9.5%<br>15.4%  | 378 bp<br>-218 bp  | 27.08.2019<br>30.07.2019   | ▲<br>▲      | 2.04<br>2.24     | 5.9%<br>-3.6%   | Son Dönemde Alıcılar  |

\* Yabancıların görece daha çok tercih ettikleri (yabancı takas oranı yüksek) hisseler

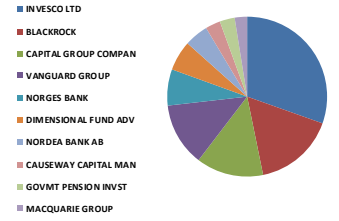
\* Yabancıların görece daha az tercih ettikleri (yabancı takas oranı düşük) hisseler

Kaynak: Matrics, HLY Yatırım Danışmanlığı ve Bireysel Portföy Yönetimi

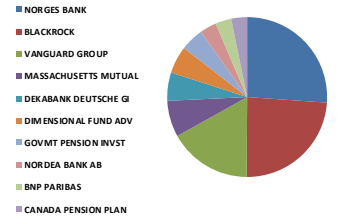


### BIST 30 - İlk 10 Yabancı Hissedar Pozisyonu

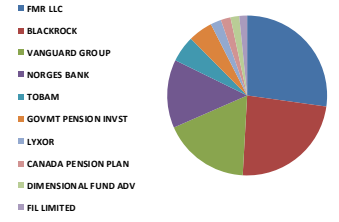
| AKBNK TI - İlk 10 Yabancı Ortak | Pozisyon    | Pozisyon Değişimi | Piyasa Değeri | Hisse Oranı | Bildirim Tarihi | Ülke          |
|---------------------------------|-------------|-------------------|---------------|-------------|-----------------|---------------|
| INVESCO LTD                     | 239,885,486 | 81,408,568        | 4,039,671,621 | 4.61%       | 7.10.2019       | United States |
| BLACKROCK                       | 129,218,146 | 21,964            | 2,176,033,598 | 2.48%       | 7.10.2019       | United States |
| CAPITAL GROUP COMPAN            | 107,201,977 | -2,388,978        | 1,805,281,309 | 2.06%       | 31.08.2019      | United States |
| VANGUARD GROUP                  | 100,852,965 | 800,272           | 1,698,363,946 | 1.94%       | 31.08.2019      | United States |
| NORGES BANK                     | 57,488,834  | 0                 | 968,111,973   | 1.11%       | 31.12.2018      | Norway        |
| DIMENSIONAL FUND ADV            | 48,051,559  | -1,754,755        | 809,188,261   | 0.92%       | 31.08.2019      | United States |
| NORDEA BANK AB                  | 37,807,570  | 10,665            | 636,679,485   | 0.73%       | 30.08.2019      | Sweden        |
| CAUSEWAY CAPITAL MAN            | 24,041,511  | 0                 | 404,859,049   | 0.46%       | 30.06.2019      | United States |
| GOVMT PENSION INVST             | 24,034,990  | 0                 | 404,749,235   | 0.46%       | 31.03.2019      | Japan         |
| MACQUARIE GROUP                 | 19,908,729  | 0                 | 335,262,999   | 0.38%       | 30.08.2019      | Australia     |



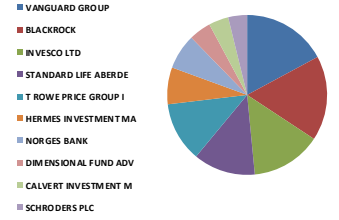
| ARCLKI TI - İlk 10 Yabancı Ortak | Pozisyon  | Pozisyon Değişimi | Piyasa Değeri | Hisse Oranı | Bildirim Tarihi | Ülke          |
|----------------------------------|-----------|-------------------|---------------|-------------|-----------------|---------------|
| NORGES BANK                      | 9,888,816 | 0                 | 166,527,663   | 1.46%       | 31.12.2018      | Norway        |
| BLACKROCK                        | 9,058,369 | 14,719            | 152,542,935   | 1.34%       | 4.10.2019       | United States |
| VANGUARD GROUP                   | 6,357,109 | -2,825            | 107,053,717   | 0.94%       | 31.08.2019      | United States |
| MASSACHUSETTS MUTUAL             | 2,758,542 | 225,037           | 46,453,848    | 0.41%       | 31.03.2019      | United States |
| DEKABANK DEUTSCHE GI             | 2,147,329 | 1,624,329         | 36,161,021    | 0.32%       | 31.08.2019      | Germany       |
| DIMENSIONAL FUND ADV             | 2,084,382 | 11,977            | 35,100,993    | 0.31%       | 31.08.2019      | United States |
| GOVMT PENSION INVST              | 1,772,683 | 0                 | 29,851,982    | 0.26%       | 31.03.2019      | Japan         |
| NORDEA BANK AB                   | 1,264,075 | 1,362             | 21,287,023    | 0.19%       | 30.08.2019      | Sweden        |
| BNP PARIBAS                      | 1,239,002 | 886,000           | 20,864,794    | 0.18%       | 31.05.2019      | France        |
| CANADA PENSION PLAN              | 1,228,000 | 0                 | 20,679,520    | 0.18%       | 31.03.2019      | Canada        |



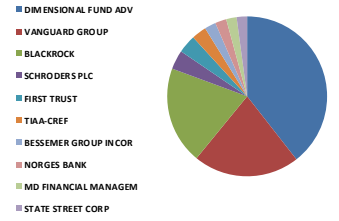
| ASELS TI - İlk 10 Yabancı Ortak | Pozisyon   | Pozisyon Değişimi | Piyasa Değeri | Hisse Oranı | Bildirim Tarihi | Ülke          |
|---------------------------------|------------|-------------------|---------------|-------------|-----------------|---------------|
| FMR LLC                         | 15,687,400 | 106,981           | 264,175,818   | 1.38%       | 31.08.2019      | United States |
| BLACKROCK                       | 13,729,368 | 1,558             | 231,202,559   | 1.20%       | 4.10.2019       | United States |
| VANGUARD GROUP                  | 10,176,777 | 29,520            | 171,376,926   | 0.89%       | 31.08.2019      | United States |
| NORGES BANK                     | 7,980,799  | 0                 | 134,396,656   | 0.70%       | 31.12.2018      | Norway        |
| TOBAM                           | 3,036,194  | 0                 | 51,129,507    | 0.27%       | 30.06.2018      | France        |
| GOVMT PENSION INVST             | 2,834,216  | 0                 | 47,728,198    | 0.25%       | 31.03.2019      | Japan         |
| LYXOR                           | 1,266,019  | 5,577             | 21,319,760    | 0.11%       | 8.10.2019       | France        |
| CANADA PENSION PLAN             | 1,087,000  | 0                 | 18,305,080    | 0.10%       | 31.03.2019      | Canada        |
| DIMENSIONAL FUND ADV            | 1,015,079  | -28,392           | 17,093,931    | 0.09%       | 31.08.2019      | United States |
| FIL LIMITED                     | 865,214    | 165,731           | 14,570,204    | 0.08%       | 31.08.2019      | Bermuda       |



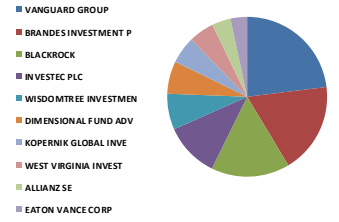
| BIMAS TI - İlk 10 Yabancı Ortak | Pozisyon   | Pozisyon Değişimi | Piyasa Değeri | Hisse Oranı | Bildirim Tarihi | Ülke           |
|---------------------------------|------------|-------------------|---------------|-------------|-----------------|----------------|
| VANGUARD GROUP                  | 16,359,822 | -22,132           | 275,499,405   | 2.69%       | 31.08.2019      | United States  |
| BLACKROCK                       | 16,317,426 | 3,493             | 274,785,456   | 2.69%       | 7.10.2019       | United States  |
| INVESCO LTD                     | 13,513,237 | -555,594          | 227,562,913   | 2.23%       | 7.10.2019       | United States  |
| STANDARD LIFE ABERDE            | 11,974,194 | -976,060          | 201,645,429   | 1.97%       | 31.08.2019      | United Kingdom |
| T ROWE PRICE GROUP I            | 11,558,632 | 575,608           | 194,647,365   | 1.90%       | 30.06.2019      | United States  |
| HERMES INVESTMENT MA            | 7,093,738  | 11,960            | 119,458,549   | 1.17%       | 31.07.2019      | United Kingdom |
| NORGES BANK                     | 6,790,364  | 0                 | 114,349,731   | 1.12%       | 31.12.2018      | Norway         |
| DIMENSIONAL FUND ADV            | 4,279,898  | -21,071           | 72,073,483    | 0.70%       | 31.08.2019      | United States  |
| CALVERT INVESTMENT M            | 3,806,998  | 625,964           | 64,109,847    | 0.63%       | 31.07.2019      | United States  |
| SCHRODDERS PLC                  | 3,618,821  | 1,534,359         | 60,940,946    | 0.60%       | 31.08.2019      | United Kingdom |



| DOHOL TI - İlk 10 Yabancı Ortak | Pozisyon   | Pozisyon Değişimi | Piyasa Değeri | Hisse Oranı | Bildirim Tarihi | Ülke           |
|---------------------------------|------------|-------------------|---------------|-------------|-----------------|----------------|
| DIMENSIONAL FUND ADV            | 58,748,300 | -364,276          | 989,321,381   | 2.24%       | 31.08.2019      | United States  |
| VANGUARD GROUP                  | 32,041,759 | 2,456             | 539,583,226   | 1.22%       | 31.08.2019      | United States  |
| BLACKROCK                       | 29,354,153 | 3,573             | 494,323,941   | 1.12%       | 4.10.2019       | United States  |
| SCHRODDERS PLC                  | 5,806,202  | 2,178,962         | 97,776,443    | 0.22%       | 31.07.2019      | United Kingdom |
| FIRST TRUST                     | 5,615,914  | 0                 | 94,571,993    | 0.21%       | 7.10.2019       | United States  |
| TIAA-CREF                       | 4,477,895  | -139,030          | 75,407,752    | 0.17%       | 30.06.2019      | United States  |
| BESSEMER GROUP INCOR            | 3,327,803  | 0                 | 56,040,203    | 0.13%       | 31.07.2018      | United States  |
| NORGES BANK                     | 3,285,447  | 0                 | 55,326,928    | 0.13%       | 31.12.2018      | Norway         |
| MD FINANCIAL MANAGEM            | 3,172,285  | 0                 | 53,421,280    | 0.12%       | 30.09.2019      | Canada         |
| STATE STREET CORP               | 3,135,215  | 0                 | 52,797,021    | 0.12%       | 7.10.2019       | United States  |



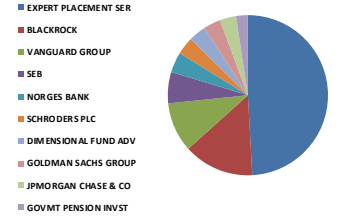
| EKGYO TI - İlk 10 Yabancı Ortak | Pozisyon   | Pozisyon Değişimi | Piyasa Değeri | Hisse Oranı | Bildirim Tarihi | Ülke           |
|---------------------------------|------------|-------------------|---------------|-------------|-----------------|----------------|
| VANGUARD GROUP                  | 78,390,969 | -131,316          | 1,320,103,930 | 2.06%       | 31.08.2019      | United States  |
| BRANDES INVESTMENT P            | 62,204,875 | 0                 | 1,047,530,104 | 1.64%       | 30.09.2019      | United States  |
| BLACKROCK                       | 53,861,600 | 10,922            | 907,029,352   | 1.42%       | 7.10.2019       | United States  |
| INVESTEC PLC                    | 37,520,589 | -185,445          | 631,846,724   | 0.99%       | 31.08.2019      | United Kingdom |
| WISDOMTREE INVESTMEN            | 24,795,164 | 0                 | 417,550,566   | 0.65%       | 7.10.2019       | United States  |
| DIMENSIONAL FUND ADV            | 22,416,602 | 385,322           | 377,495,581   | 0.59%       | 31.08.2019      | United States  |
| KOPERNIK GLOBAL INVE            | 18,431,735 | 0                 | 310,390,420   | 0.49%       | 31.08.2019      | United States  |
| WEST VIRGINIA INVEST            | 17,656,762 | 0                 | 297,339,875   | 0.46%       | 31.03.2018      | United States  |
| ALLIANZ SE                      | 12,870,753 | 5,465,670         | 216,743,482   | 0.34%       | 31.07.2019      | Germany        |
| EATON VANCE CORP                | 11,241,246 | 0                 | 189,302,584   | 0.30%       | 31.07.2019      | United States  |



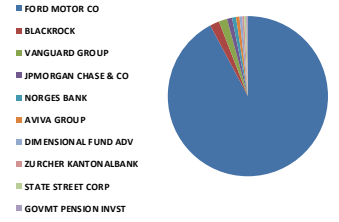
Kaynak: Bloomberg

### BIST 30 - İlk 10 Yabancı Hissedar Pozisyonu

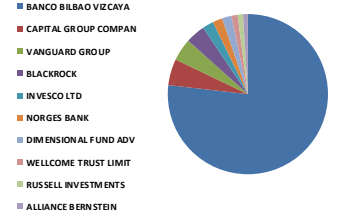
| EREGL TI - İlk 10 Yabancı Ortak | Pozisyon    | Pozisyon Değişimi | Piyasa Değeri | Hisse Oranı | Bildirim Tarihi | Ülke           |
|---------------------------------|-------------|-------------------|---------------|-------------|-----------------|----------------|
| EXPERT PLACEMENT SER            | 245,349,997 | 0                 | 4,131,693,987 | 7.01%       | 7.02.2019       | Romania        |
| BLACKROCK                       | 71,138,797  | 595,283           | 1,197,977,352 | 2.03%       | 7.10.2019       | United States  |
| VANGUARD GROUP                  | 49,985,673  | 881,606           | 841,758,741   | 1.43%       | 31.08.2019      | United States  |
| SEB                             | 31,575,722  | -21,226,593       | 531,735,163   | 0.90%       | 31.05.2019      | Sweden         |
| NORGES BANK                     | 20,601,026  | 0                 | 346,921,281   | 0.59%       | 31.12.2018      | Norway         |
| SCHROEDERS PLC                  | 17,785,924  | 9,868,700         | 299,514,963   | 0.51%       | 31.07.2019      | United Kingdom |
| DIMENSIONAL FUND ADV            | 17,359,038  | 509,505           | 292,326,203   | 0.50%       | 31.08.2019      | United States  |
| GOLDMAN SACHS GROUP             | 17,053,093  | 1,309,729         | 287,174,089   | 0.49%       | 30.08.2019      | United States  |
| JPMORGAN CHASE & CO             | 16,480,487  | -299,939          | 277,531,404   | 0.47%       | 7.10.2019       | United States  |
| GOVMT PENSION INVST             | 11,871,612  | 0                 | 199,917,948   | 0.34%       | 31.03.2019      | Japan          |



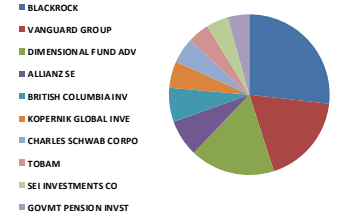
| FROTO TI - İlk 10 Yabancı Ortak | Pozisyon    | Pozisyon Değişimi | Piyasa Değeri | Hisse Oranı | Bildirim Tarihi | Ülke          |
|---------------------------------|-------------|-------------------|---------------|-------------|-----------------|---------------|
| FORD MOTOR CO                   | 143,997,037 | 0                 | 2,424,910,125 | 41.04%      | 7.02.2019       | United States |
| BLACKROCK                       | 2,944,476   | 6,390             | 49,584,976    | 0.84%       | 4.10.2019       | United States |
| VANGUARD GROUP                  | 2,615,356   | 237,647           | 44,042,595    | 0.75%       | 31.08.2019      | United States |
| JPMORGAN CHASE & CO             | 1,591,950   | -12,930           | 26,808,438    | 0.45%       | 7.10.2019       | United States |
| NORGES BANK                     | 1,246,665   | 0                 | 20,993,839    | 0.36%       | 31.12.2018      | Norway        |
| AVIVA GROUP                     | 1,098,288   | -123,216          | 18,495,170    | 0.31%       | 30.08.2019      | United States |
| DIMENSIONAL FUND ADV            | 854,190     | 5,953             | 14,384,560    | 0.24%       | 31.08.2019      | United States |
| ZURCHER KANTONALBANK            | 644,211     | -8,442            | 10,848,513    | 0.18%       | 30.08.2019      | Switzerland   |
| STATE STREET CORP               | 643,066     | -2,111            | 10,829,232    | 0.18%       | 7.10.2019       | United States |
| GOVMT PENSION INVST             | 516,028     | 0                 | 8,689,912     | 0.15%       | 31.03.2019      | Japan         |



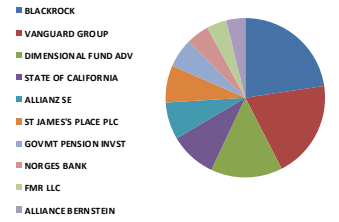
| GARAN TI - İlk 10 Yabancı Ortak | Pozisyon      | Pozisyon Değişimi | Piyasa Değeri  | Hisse Oranı | Bildirim Tarihi | Ülke           |
|---------------------------------|---------------|-------------------|----------------|-------------|-----------------|----------------|
| BANCO BILBAO VIZCAYA            | 2,093,700,000 | 0                 | 35,257,908,319 | 49.85%      | 7.02.2019       | Spain          |
| CAPITAL GROUP COMPAN            | 145,023,573   | 2,239,322         | 2,442,196,991  | 3.45%       | 30.06.2019      | United States  |
| VANGUARD GROUP                  | 122,485,302   | 1,193,989         | 2,062,652,504  | 2.92%       | 31.08.2019      | United States  |
| BLACKROCK                       | 107,540,049   | 6,264,084         | 1,810,974,442  | 2.56%       | 7.10.2019       | United States  |
| INVESCO LTD                     | 61,308,472    | -26,993,092       | 1,032,434,678  | 1.46%       | 7.10.2019       | United States  |
| NORGES BANK                     | 53,715,434    | 0                 | 904,567,917    | 1.28%       | 31.12.2018      | Norway         |
| DIMENSIONAL FUND ADV            | 51,067,113    | 3,461,296         | 859,970,191    | 1.22%       | 31.08.2019      | United States  |
| WELLCOME TRUST LIMIT            | 35,000,000    | 0                 | 589,400,005    | 0.83%       | 31.12.2018      | United Kingdom |
| RUSSELL INVESTMENTS             | 29,289,593    | 3,060,507         | 493,236,751    | 0.70%       | 31.08.2019      | United States  |
| ALLIANZ BERNSTEIN               | 26,482,050    | -603,750          | 445,957,726    | 0.63%       | 31.08.2019      | United States  |



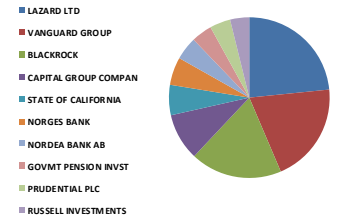
| HALKB TI - İlk 10 Yabancı Ortak | Pozisyon   | Pozisyon Değişimi | Piyasa Değeri | Hisse Oranı | Bildirim Tarihi | Ülke          |
|---------------------------------|------------|-------------------|---------------|-------------|-----------------|---------------|
| BLACKROCK                       | 31,722,093 | 5,286,199         | 534,200,051   | 2.54%       | 7.10.2019       | United States |
| VANGUARD GROUP                  | 21,623,824 | 448,117           | 364,145,199   | 1.73%       | 31.08.2019      | United States |
| DIMENSIONAL FUND ADV            | 20,271,394 | 5,117,173         | 341,370,278   | 1.62%       | 31.08.2019      | United States |
| ALLIANZ SE                      | 8,783,596  | 2,408,855         | 147,915,758   | 0.70%       | 7.10.2019       | Germany       |
| BRITISH COLUMBIA INV            | 8,074,328  | 0                 | 135,971,685   | 0.65%       | 30.03.2018      | Canada        |
| KOPERNIK GLOBAL INVE            | 6,406,967  | 0                 | 107,893,325   | 0.51%       | 31.08.2019      | United States |
| CHARLES SCHWAB CORPO            | 5,990,005  | 194,923           | 100,871,685   | 0.48%       | 7.10.2019       | United States |
| TOBAM                           | 5,307,179  | 0                 | 89,372,895    | 0.42%       | 30.06.2018      | France        |
| SEI INVESTMENTS CO              | 5,268,677  | 81,869            | 88,724,521    | 0.42%       | 30.09.2019      | United States |
| GOVMT PENSION INVST             | 5,095,170  | 0                 | 85,802,664    | 0.41%       | 31.03.2019      | Japan         |



| ISCTR TI - İlk 10 Yabancı Ortak | Pozisyon   | Pozisyon Değişimi | Piyasa Değeri | Hisse Oranı | Bildirim Tarihi | Ülke           |
|---------------------------------|------------|-------------------|---------------|-------------|-----------------|----------------|
| BLACKROCK                       | 58,250,683 | -936,753          | 980,941,511   | 1.29%       | 7.10.2019       | United States  |
| VANGUARD GROUP                  | 51,059,253 | -251,159          | 859,837,828   | 1.13%       | 31.08.2019      | United States  |
| DIMENSIONAL FUND ADV            | 37,209,682 | 6,325,157         | 626,611,051   | 0.83%       | 31.08.2019      | United States  |
| STATE OF CALIFORNIA             | 24,395,449 | 0                 | 410,819,365   | 0.54%       | 30.06.2018      | United States  |
| ALLIANZ SE                      | 19,380,104 | 3,495,671         | 326,360,954   | 0.43%       | 7.10.2019       | Germany        |
| ST JAMES'S PLACE PLC            | 19,273,018 | 0                 | 324,557,626   | 0.43%       | 30.09.2018      | United Kingdom |
| GOVMT PENSION INVST             | 14,634,506 | 0                 | 246,445,083   | 0.33%       | 31.03.2019      | Japan          |
| NORGES BANK                     | 12,079,791 | 0                 | 203,423,682   | 0.27%       | 31.12.2018      | Norway         |
| FMR LLC                         | 10,138,376 | -108,651          | 170,730,253   | 0.23%       | 7.10.2019       | United States  |
| ALLIANZ BERNSTEIN               | 9,754,094  | -333,557          | 164,258,944   | 0.22%       | 31.08.2019      | United States  |



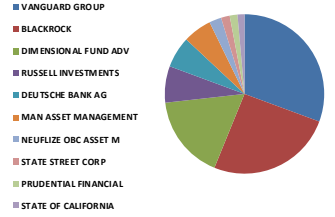
| KCHOL TI - İlk 10 Yabancı Ortak | Pozisyon   | Pozisyon Değişimi | Piyasa Değeri | Hisse Oranı | Bildirim Tarihi | Ülke           |
|---------------------------------|------------|-------------------|---------------|-------------|-----------------|----------------|
| LAZARD LTD                      | 37,082,055 | -3,408,647        | 624,461,812   | 1.46%       | 30.06.2019      | Bermuda        |
| VANGUARD GROUP                  | 31,876,701 | 278,002           | 536,803,650   | 1.26%       | 31.08.2019      | United States  |
| BLACKROCK                       | 29,117,550 | 70,857            | 490,339,546   | 1.15%       | 7.10.2019       | United States  |
| CAPITAL GROUP COMPAN            | 14,918,288 | -17,458           | 251,223,972   | 0.59%       | 30.06.2019      | United States  |
| STATE OF CALIFORNIA             | 9,513,375  | 0                 | 160,205,236   | 0.38%       | 30.06.2018      | United States  |
| NORGES BANK                     | 8,972,372  | 0                 | 151,094,746   | 0.35%       | 31.12.2018      | Norway         |
| NORDEA BANK AB                  | 7,442,645  | 0                 | 125,334,143   | 0.29%       | 30.08.2019      | Sweden         |
| GOVMT PENSION INVST             | 6,639,537  | 0                 | 111,809,804   | 0.26%       | 31.03.2019      | Japan          |
| PRUDENTIAL PLC                  | 6,586,301  | 913,626           | 110,913,310   | 0.26%       | 30.06.2019      | United Kingdom |
| RUSSELL INVESTMENTS             | 6,145,797  | -5,863            | 103,495,222   | 0.24%       | 30.08.2019      | United States  |



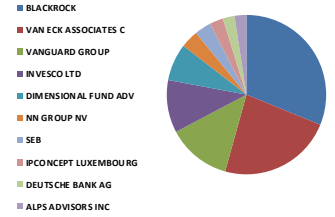
Kaynak: Bloomberg

### BIST 30 - İlk 10 Yabancı Hissedar Pozisyonu

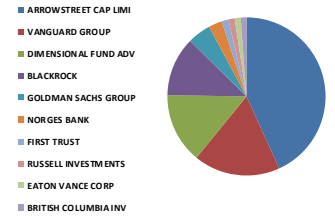
| KOZAA TI - İlk 10 Yabancı Ortak | Pozisyon  | Pozisyon Değişimi | Piyasa Değeri | Hisse Oranı | Bildirim Tarihi | Ülke          |
|---------------------------------|-----------|-------------------|---------------|-------------|-----------------|---------------|
| VANGUARD GROUP                  | 6,748,122 | 801               | 113,638,376   | 1.74%       | 31.08.2019      | United States |
| BLACKROCK                       | 5,631,023 | 606               | 94,826,428    | 1.45%       | 4.10.2019       | United States |
| DIMENSIONAL FUND ADV            | 3,771,857 | 52,965            | 63,518,072    | 0.97%       | 31.08.2019      | United States |
| RUSSELL INVESTMENTS             | 1,617,813 | -93,189           | 27,243,971    | 0.42%       | 31.08.2019      | United States |
| DEUTSCHE BANK AG                | 1,394,882 | -655,118          | 23,489,813    | 0.36%       | 30.08.2019      | Germany       |
| MAN ASSET MANAGEMENT            | 1,283,568 | -229,853          | 21,615,285    | 0.33%       | 31.07.2019      | Ireland       |
| NEUFLIZE OBC ASSET M            | 526,038   | -21,505           | 8,858,480     | 0.14%       | 30.09.2019      | France        |
| STATE STREET CORP               | 383,737   | 0                 | 6,462,131     | 0.10%       | 7.10.2019       | United States |
| PRUDENTIAL FINANCIAL            | 335,931   | 0                 | 5,657,078     | 0.09%       | 30.08.2019      | United States |
| STATE OF CALIFORNIA             | 315,864   | 0                 | 5,319,150     | 0.08%       | 30.06.2018      | United States |



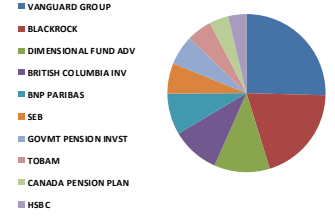
| KOZAL TI - İlk 10 Yabancı Ortak | Pozisyon  | Pozisyon Değişimi | Piyasa Değeri | Hisse Oranı | Bildirim Tarihi | Ülke          |
|---------------------------------|-----------|-------------------|---------------|-------------|-----------------|---------------|
| BLACKROCK                       | 3,969,161 | 47,538            | 66,840,672    | 2.60%       | 4.10.2019       | United States |
| VAN ECK ASSOCIATES C            | 2,949,433 | 0                 | 49,668,452    | 1.93%       | 7.10.2019       | United States |
| VANGUARD GROUP                  | 1,654,433 | -860              | 27,860,652    | 1.08%       | 31.08.2019      | United States |
| INVESCO LTD                     | 1,362,055 | 30,000            | 22,937,006    | 0.89%       | 7.10.2019       | United States |
| DIMENSIONAL FUND ADV            | 960,890   | -5,685            | 16,181,388    | 0.63%       | 31.08.2019      | United States |
| NN GROUP NV                     | 453,606   | 243,355           | 7,638,725     | 0.30%       | 30.06.2019      | Netherlands   |
| SEB                             | 422,119   | -379,801          | 7,108,484     | 0.28%       | 31.05.2019      | Sweden        |
| IPCONCEPT LUXEMBOURG            | 357,704   | 357,704           | 6,023,735     | 0.23%       | 28.06.2019      | Luxembourg    |
| DEUTSCHE BANK AG                | 303,973   | 0                 | 5,118,905     | 0.20%       | 30.09.2019      | Germany       |
| ALPS ADVISORS INC               | 297,402   | 0                 | 5,008,250     | 0.20%       | 7.10.2019       | United States |



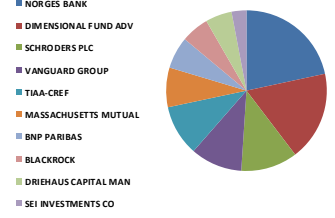
| KRDMD TI - İlk 10 Yabancı Ortak | Pozisyon   | Pozisyon Değişimi | Piyasa Değeri | Hisse Oranı | Bildirim Tarihi | Ülke          |
|---------------------------------|------------|-------------------|---------------|-------------|-----------------|---------------|
| ARROWSTREET CAP LIMI            | 83,102,311 | 24,460,621        | 1,399,442,930 | 10.65%      | 6.02.2018       | United States |
| VANGUARD GROUP                  | 34,020,093 | 2,567,065         | 572,898,371   | 4.36%       | 31.08.2019      | United States |
| DIMENSIONAL FUND ADV            | 27,592,973 | 2,720,358         | 464,665,670   | 3.54%       | 31.08.2019      | United States |
| BLACKROCK                       | 23,364,289 | 6,160             | 393,454,630   | 2.99%       | 4.10.2019       | United States |
| GOLDMAN SACHS GROUP             | 9,197,497  | -2,476,850        | 154,885,851   | 1.18%       | 31.10.2018      | United States |
| NORGES BANK                     | 5,340,573  | 0                 | 89,935,250    | 0.68%       | 31.12.2018      | Norway        |
| FIRST TRUST                     | 2,667,559  | 0                 | 44,921,694    | 0.34%       | 7.10.2019       | United States |
| RUSSELL INVESTMENTS             | 2,492,782  | 0                 | 41,978,449    | 0.32%       | 28.03.2018      | United States |
| EATON VANCE CORP                | 2,370,335  | -264,923          | 39,916,442    | 0.30%       | 31.07.2019      | United States |
| BRITISH COLUMBIA INV            | 2,298,013  | 0                 | 38,698,539    | 0.29%       | 30.03.2018      | Canada        |



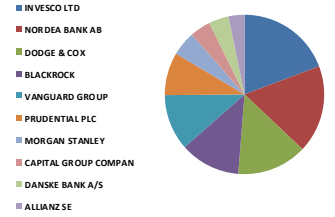
| PETKM TI - İlk 10 Yabancı Ortak | Pozisyon   | Pozisyon Değişimi | Piyasa Değeri | Hisse Oranı | Bildirim Tarihi | Ülke           |
|---------------------------------|------------|-------------------|---------------|-------------|-----------------|----------------|
| VANGUARD GROUP                  | 34,482,528 | -15,636           | 580,685,777   | 1.63%       | 31.08.2019      | United States  |
| BLACKROCK                       | 26,923,119 | 6,635             | 453,385,328   | 1.27%       | 4.10.2019       | United States  |
| DIMENSIONAL FUND ADV            | 15,500,498 | 166,483           | 261,028,389   | 0.73%       | 31.08.2019      | United States  |
| BRITISH COLUMBIA INV            | 13,373,068 | 0                 | 225,202,467   | 0.63%       | 30.03.2018      | Canada         |
| BNP PARIBAS                     | 11,355,136 | 5,182,464         | 191,220,492   | 0.54%       | 31.05.2019      | France         |
| SEB                             | 8,495,150  | -13,014,827       | 143,058,327   | 0.40%       | 31.05.2019      | Sweden         |
| GOVMT PENSION INVST             | 8,310,721  | 0                 | 139,952,543   | 0.39%       | 31.03.2019      | Japan          |
| TOBAM                           | 6,864,855  | 0                 | 115,604,159   | 0.33%       | 30.06.2018      | France         |
| CANADA PENSION PLAN             | 5,290,240  | 0                 | 89,087,642    | 0.25%       | 31.03.2019      | Canada         |
| HSBC                            | 5,067,410  | 1,416,000         | 85,335,185    | 0.24%       | 31.05.2019      | United Kingdom |



| PGSUS TI - İlk 10 Yabancı Ortak | Pozisyon  | Pozisyon Değişimi | Piyasa Değeri | Hisse Oranı | Bildirim Tarihi | Ülke           |
|---------------------------------|-----------|-------------------|---------------|-------------|-----------------|----------------|
| NORGES BANK                     | 2,440,130 | 0                 | 41,091,790    | 2.39%       | 31.12.2018      | Norway         |
| DIMENSIONAL FUND ADV            | 2,038,181 | 23,743            | 34,322,968    | 1.99%       | 31.08.2019      | United States  |
| SCHRODERS PLC                   | 1,289,781 | 1,289,781         | 21,719,912    | 1.26%       | 30.06.2019      | United Kingdom |
| VANGUARD GROUP                  | 1,177,870 | 579               | 19,835,331    | 1.15%       | 31.08.2019      | United States  |
| TIAA-CREF                       | 1,155,207 | 296,189           | 19,453,686    | 1.13%       | 31.07.2019      | United States  |
| MASSACHUSETTS MUTUAL            | 896,097   | 3,177             | 15,090,274    | 0.88%       | 31.03.2019      | United States  |
| BNP PARIBAS                     | 723,908   | -61,092           | 12,190,611    | 0.71%       | 31.05.2019      | France         |
| BLACKROCK                       | 634,940   | 6,975             | 10,692,390    | 0.62%       | 4.10.2019       | United States  |
| DRIEHAUS CAPITAL MAN            | 608,451   | 264,098           | 10,246,315    | 0.59%       | 30.08.2019      | United States  |
| SEI INVESTMENTS CO              | 338,969   | 0                 | 5,708,238     | 0.33%       | 30.09.2019      | United States  |



| SAHOL TI - İlk 10 Yabancı Ortak | Pozisyon   | Pozisyon Değişimi | Piyasa Değeri | Hisse Oranı | Bildirim Tarihi | Ülke           |
|---------------------------------|------------|-------------------|---------------|-------------|-----------------|----------------|
| INVESCO LTD                     | 56,180,276 | -18,250,294       | 946,075,856   | 2.75%       | 7.10.2019       | United States  |
| NORDEA BANK AB                  | 51,823,597 | -127,922          | 872,709,381   | 2.54%       | 30.08.2019      | Sweden         |
| DODGE & COX                     | 41,521,454 | -12,300           | 699,221,292   | 2.03%       | 30.06.2019      | United States  |
| BLACKROCK                       | 35,705,930 | 63,293            | 601,287,867   | 1.75%       | 7.10.2019       | United States  |
| VANGUARD GROUP                  | 33,079,813 | -126,988          | 557,064,056   | 1.62%       | 31.08.2019      | United States  |
| PRUDENTIAL PLC                  | 25,282,797 | 2,453,681         | 425,762,305   | 1.24%       | 30.06.2019      | United Kingdom |
| MORGAN STANLEY                  | 14,493,629 | -621,400          | 244,072,715   | 0.71%       | 31.08.2019      | United States  |
| CAPITAL GROUP COMPAN            | 12,213,468 | 0                 | 205,674,803   | 0.60%       | 30.06.2019      | United States  |
| DANSKE BANK A/S                 | 11,762,418 | 1,815,180         | 198,079,121   | 0.58%       | 30.09.2019      | Denmark        |
| ALLIANZ SE                      | 9,306,327  | 1,851,291         | 156,718,548   | 0.46%       | 7.10.2019       | Germany        |

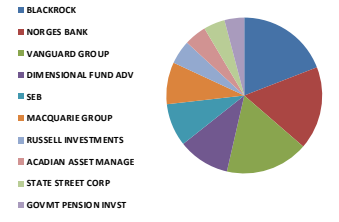


Kaynak: Bloomberg

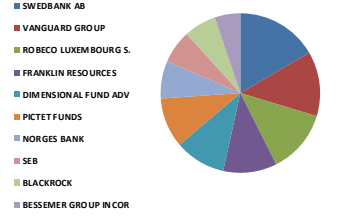


### BIST 30 - İlk 10 Yabancı Hissedar Pozisyonu

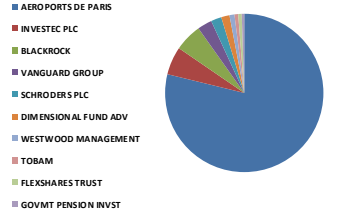
| SISE TI - İlk 10 Yabancı Ortak | Pozisyon   | Pozisyon Değişimi | Piyasa Değeri | Hisse Oranı | Bildirim Tarihi | Ülke          |
|--------------------------------|------------|-------------------|---------------|-------------|-----------------|---------------|
| BLACKROCK                      | 25,264,061 | -9,940            | 425,446,791   | 1.12%       | 4.10.2019       | United States |
| NORGES BANK                    | 22,746,548 | 0                 | 383,051,872   | 1.01%       | 31.12.2018      | Norway        |
| VANGUARD GROUP                 | 22,625,782 | 52,199            | 381,018,172   | 1.01%       | 31.08.2019      | United States |
| DIMENSIONAL FUND ADV           | 14,176,703 | -2,649,372        | 238,735,681   | 0.63%       | 31.08.2019      | United States |
| SEB                            | 11,601,944 | -41,045           | 195,376,739   | 0.52%       | 31.05.2019      | Sweden        |
| MACQUARIE GROUP                | 11,511,563 | 0                 | 193,854,723   | 0.51%       | 30.08.2019      | Australia     |
| RUSSELL INVESTMENTS            | 6,480,738  | -10,676           | 109,135,629   | 0.29%       | 30.08.2019      | United States |
| ACADIAN ASSET MANAGE           | 6,023,737  | -177,938          | 101,439,732   | 0.27%       | 31.08.2019      | United States |
| STATE STREET CORP              | 5,915,463  | -20,162           | 99,616,398    | 0.26%       | 7.10.2019       | United States |
| GOVMT PENSION INVST            | 5,438,895  | 0                 | 91,590,993    | 0.24%       | 31.03.2019      | Japan         |



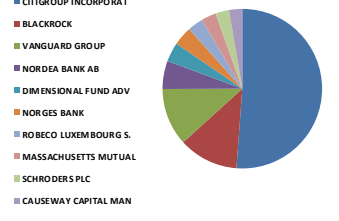
| SODA TI - İlk 10 Yabancı Ortak | Pozisyon   | Pozisyon Değişimi | Piyasa Değeri | Hisse Oranı | Bildirim Tarihi | Ülke          |
|--------------------------------|------------|-------------------|---------------|-------------|-----------------|---------------|
| SWEDBANK AB                    | 17,179,338 | 0                 | 289,300,055   | 1.72%       | 30.08.2019      | Sweden        |
| VANGUARD GROUP                 | 13,567,806 | -5,298            | 228,481,855   | 1.36%       | 31.08.2019      | United States |
| ROBECO LUXEMBOURG S.           | 13,377,201 | 0                 | 225,272,067   | 1.34%       | 31.08.2019      | Luxembourg    |
| FRANKLIN RESOURCES             | 11,328,784 | 0                 | 190,776,724   | 1.13%       | 30.08.2019      | United States |
| DIMENSIONAL FUND ADV           | 10,738,335 | 66,792            | 180,833,563   | 1.07%       | 31.08.2019      | United States |
| PICTET FUNDS                   | 10,526,831 | 191,789           | 177,271,836   | 1.05%       | 30.06.2019      | Switzerland   |
| NORGES BANK                    | 7,915,372  | 0                 | 133,294,866   | 0.79%       | 31.12.2018      | Norway        |
| SEB                            | 7,014,491  | 2,038,110         | 118,124,030   | 0.70%       | 31.05.2019      | Sweden        |
| BLACKROCK                      | 6,774,478  | 2,074             | 114,082,211   | 0.68%       | 4.10.2019       | United States |
| BESSEMER GROUP INCOR           | 5,420,119  | 0                 | 91,274,805    | 0.54%       | 31.07.2018      | United States |



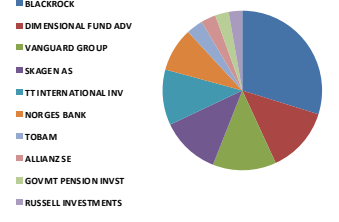
| TAVHL TI - İlk 10 Yabancı Ortak | Pozisyon    | Pozisyon Değişimi | Piyasa Değeri | Hisse Oranı | Bildirim Tarihi | Ülke           |
|---------------------------------|-------------|-------------------|---------------|-------------|-----------------|----------------|
| AEROPORTS DE PARIS              | 167,542,321 | -2,992            | 2,821,412,711 | 46.12%      | 7.02.2019       | France         |
| INVESTEC PLC                    | 12,209,665  | 0                 | 205,610,760   | 3.36%       | 31.08.2019      | United Kingdom |
| BLACKROCK                       | 11,962,768  | -439              | 201,453,015   | 3.29%       | 4.10.2019       | United States  |
| VANGUARD GROUP                  | 6,322,465   | 14,586            | 106,470,312   | 1.74%       | 31.08.2019      | United States  |
| SCHRODERS PLC                   | 4,568,749   | -1,289,800        | 76,937,734    | 1.26%       | 30.06.2019      | United Kingdom |
| DIMENSIONAL FUND ADV            | 3,612,695   | 13,126            | 60,837,784    | 0.99%       | 31.08.2019      | United States  |
| WESTWOOD MANAGEMENT             | 2,164,697   | 173,816           | 36,453,498    | 0.60%       | 30.06.2019      | United States  |
| TOBAM                           | 1,593,473   | 7,529             | 26,834,086    | 0.44%       | 30.08.2019      | France         |
| FLEXSHARES TRUST                | 1,542,405   | 0                 | 25,974,100    | 0.42%       | 7.10.2019       | United States  |
| GOVMT PENSION INVST             | 1,082,364   | 0                 | 18,227,010    | 0.30%       | 31.03.2019      | Japan          |



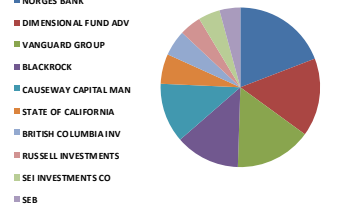
| TCELL TI - İlk 10 Yabancı Ortak | Pozisyon    | Pozisyon Değişimi | Piyasa Değeri | Hisse Oranı | Bildirim Tarihi | Ülke           |
|---------------------------------|-------------|-------------------|---------------|-------------|-----------------|----------------|
| CITIGROUP INCORPORAT            | 172,008,948 | 162,500           | 2,896,630,711 | 7.82%       | 4.10.2019       | United States  |
| BLACKROCK                       | 40,619,801  | 418,451           | 684,037,455   | 1.85%       | 7.10.2019       | United States  |
| VANGUARD GROUP                  | 39,261,068  | -57,212           | 661,156,391   | 1.78%       | 31.08.2019      | United States  |
| NORDEA BANK AB                  | 19,242,280  | 1,738,926         | 324,039,998   | 0.87%       | 30.08.2019      | Sweden         |
| DIMENSIONAL FUND ADV            | 13,091,934  | 120,463           | 220,468,017   | 0.60%       | 31.08.2019      | United States  |
| NORGES BANK                     | 12,903,445  | 0                 | 217,294,016   | 0.59%       | 31.12.2018      | Norway         |
| ROBECO LUXEMBOURG S.            | 10,618,504  | 1,674             | 178,815,609   | 0.48%       | 31.08.2019      | Luxembourg     |
| MASSACHUSETTS MUTUAL            | 10,061,682  | -874,126          | 169,438,726   | 0.46%       | 30.06.2019      | United States  |
| SCHRODERS PLC                   | 9,133,122   | 6,440,428         | 153,801,776   | 0.42%       | 31.07.2019      | United Kingdom |
| CAUSEWAY CAPITAL MAN            | 9,075,085   | -613,891          | 152,824,433   | 0.41%       | 30.06.2019      | United States  |



| THYAO TI - İlk 10 Yabancı Ortak | Pozisyon   | Pozisyon Değişimi | Piyasa Değeri | Hisse Oranı | Bildirim Tarihi | Ülke           |
|---------------------------------|------------|-------------------|---------------|-------------|-----------------|----------------|
| BLACKROCK                       | 46,369,820 | 2,204,848         | 780,867,776   | 3.36%       | 7.10.2019       | United States  |
| DIMENSIONAL FUND ADV            | 20,738,834 | 864,926           | 349,241,968   | 1.50%       | 31.08.2019      | United States  |
| VANGUARD GROUP                  | 19,985,381 | 239,198           | 336,553,819   | 1.45%       | 31.08.2019      | United States  |
| SKAGEN AS                       | 18,600,000 | 0                 | 313,224,003   | 1.35%       | 30.09.2019      | Norway         |
| TT INTERNATIONAL INV            | 17,552,253 | 17,552,253        | 295,579,943   | 1.27%       | 31.03.2019      | United Kingdom |
| NORGES BANK                     | 13,843,235 | 0                 | 233,120,080   | 1.00%       | 31.12.2018      | Norway         |
| TOBAM                           | 5,185,116  | 0                 | 87,317,354    | 0.38%       | 30.08.2019      | France         |
| ALLIANZ SE                      | 4,668,536  | 1,775,956         | 78,618,147    | 0.34%       | 7.10.2019       | Germany        |
| GOVMT PENSION INVST             | 4,310,785  | 0                 | 72,593,620    | 0.31%       | 31.03.2019      | Japan          |
| RUSSELL INVESTMENTS             | 4,290,450  | -67,388           | 72,251,179    | 0.31%       | 31.08.2019      | United States  |



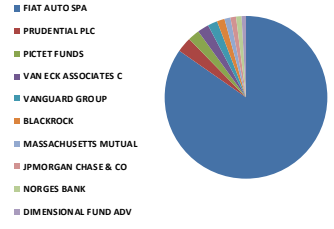
| TKFEN TI - İlk 10 Yabancı Ortak | Pozisyon  | Pozisyon Değişimi | Piyasa Değeri | Hisse Oranı | Bildirim Tarihi | Ülke          |
|---------------------------------|-----------|-------------------|---------------|-------------|-----------------|---------------|
| NORGES BANK                     | 7,736,851 | 0                 | 130,288,572   | 2.09%       | 31.12.2018      | Norway        |
| DIMENSIONAL FUND ADV            | 6,390,247 | -32,980           | 107,611,760   | 1.73%       | 31.08.2019      | United States |
| VANGUARD GROUP                  | 6,248,932 | -2,137            | 105,232,016   | 1.69%       | 31.08.2019      | United States |
| BLACKROCK                       | 5,273,995 | -9,148            | 88,814,077    | 1.43%       | 4.10.2019       | United States |
| CAUSEWAY CAPITAL MAN            | 4,892,311 | -247,956          | 82,386,518    | 1.32%       | 30.06.2019      | United States |
| STATE OF CALIFORNIA             | 2,448,197 | 0                 | 41,227,638    | 0.66%       | 30.06.2018      | United States |
| BRITISH COLUMBIA INV            | 2,126,813 | 0                 | 35,815,531    | 0.57%       | 30.03.2018      | Canada        |
| RUSSELL INVESTMENTS             | 1,783,477 | -67,281           | 30,033,753    | 0.48%       | 31.08.2019      | United States |
| SEI INVESTMENTS CO              | 1,775,048 | -66,864           | 29,891,809    | 0.48%       | 30.09.2019      | United States |
| SEB                             | 1,712,498 | -2,542,974        | 28,838,467    | 0.46%       | 31.05.2019      | Sweden        |



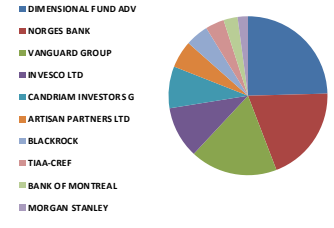
Kaynak: Bloomberg

### BIST 30 - İlk 10 Yabancı Hissedar Pozisyonu

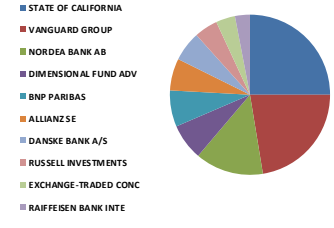
| TOASO TI - İlk 10 Yabancı Ortak | Pozisyon    | Pozisyon Değişimi | Piyasa Değeri | Hisse Oranı | Bildirim Tarihi | Ülke           |
|---------------------------------|-------------|-------------------|---------------|-------------|-----------------|----------------|
| FIAT AUTO SPA                   | 189,279,857 | 0                 | 3,187,472,821 | 37.86%      | 15.02.2019      | Italy          |
| PRUDENTIAL PLC                  | 6,719,017   | 0                 | 113,148,247   | 1.34%       | 30.08.2019      | United Kingdom |
| PICTET FUNDS                    | 5,223,109   | 200,534           | 87,957,156    | 1.04%       | 30.06.2019      | Switzerland    |
| VAN ECK ASSOCIATES C            | 5,030,000   | 0                 | 84,705,201    | 1.01%       | 30.06.2019      | United States  |
| VANGUARD GROUP                  | 4,296,712   | -2,123            | 72,356,631    | 0.86%       | 31.08.2019      | United States  |
| BLACKROCK                       | 3,424,007   | 0                 | 57,660,278    | 0.68%       | 7.10.2019       | United States  |
| MASSACHUSETTS MUTUAL            | 2,654,514   | 197,120           | 44,702,016    | 0.53%       | 31.03.2019      | United States  |
| JPMORGAN CHASE & CO             | 2,516,833   | -369,356          | 42,383,468    | 0.50%       | 7.10.2019       | United States  |
| NORGES BANK                     | 2,431,316   | 0                 | 40,943,362    | 0.49%       | 31.12.2018      | Norway         |
| DIMENSIONAL FUND ADV            | 1,946,495   | 18,312            | 32,778,976    | 0.39%       | 31.08.2019      | United States  |



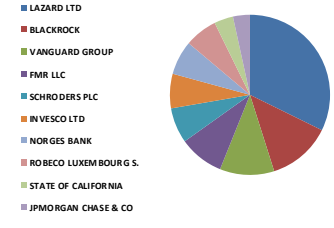
| TSKB TI - İlk 10 Yabancı Ortak | Pozisyon   | Pozisyon Değişimi | Piyasa Değeri | Hisse Oranı | Bildirim Tarihi | Ülke          |
|--------------------------------|------------|-------------------|---------------|-------------|-----------------|---------------|
| DIMENSIONAL FUND ADV           | 72,021,856 | 2,685,842         | 1,212,848,066 | 2.57%       | 31.08.2019      | United States |
| NORGES BANK                    | 57,416,231 | 0                 | 966,889,339   | 2.05%       | 31.12.2018      | Norway        |
| VANGUARD GROUP                 | 51,981,713 | 3,518,272         | 875,372,055   | 1.86%       | 31.08.2019      | United States |
| INVESCO LTD                    | 30,739,937 | -4,863,329        | 517,660,544   | 1.10%       | 28.02.2019      | United States |
| CANDRIAM INVESTORS G           | 25,000,000 | 20,699,644        | 421,000,004   | 0.89%       | 30.08.2019      | Luxembourg    |
| ARTISAN PARTNERS LTD           | 16,177,268 | 84,455            | 272,425,196   | 0.58%       | 30.06.2019      | United States |
| BLACKROCK                      | 13,763,168 | -897,233          | 231,771,751   | 0.49%       | 4.10.2019       | United States |
| TIAA-CREF                      | 11,316,703 | 0                 | 190,573,280   | 0.40%       | 30.06.2019      | United States |
| BANK OF MONTREAL               | 8,367,422  | 0                 | 140,907,388   | 0.30%       | 30.09.2018      | Canada        |
| MORGAN STANLEY                 | 6,173,756  | 16,621            | 103,966,052   | 0.22%       | 30.11.2017      | United States |



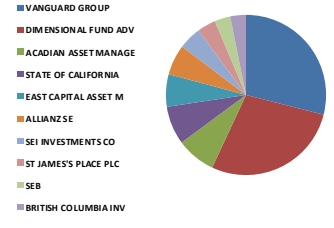
| TTKOM TI - İlk 10 Yabancı Ortak | Pozisyon   | Pozisyon Değişimi | Piyasa Değeri | Hisse Oranı | Bildirim Tarihi | Ülke          |
|---------------------------------|------------|-------------------|---------------|-------------|-----------------|---------------|
| STATE OF CALIFORNIA             | 20,462,990 | 0                 | 344,596,755   | 0.58%       | 30.06.2018      | United States |
| VANGUARD GROUP                  | 18,258,500 | 26,207            | 307,473,143   | 0.52%       | 31.08.2019      | United States |
| NORDEA BANK AB                  | 11,053,000 | 0                 | 186,132,522   | 0.32%       | 30.08.2019      | Sweden        |
| DIMENSIONAL FUND ADV            | 5,994,796  | 48,555            | 100,952,366   | 0.17%       | 31.08.2019      | United States |
| BNP PARIBAS                     | 5,795,333  | 2,536,487         | 97,593,409    | 0.17%       | 30.08.2019      | France        |
| ALLIANZ SE                      | 5,290,578  | 1,219,346         | 89,093,334    | 0.15%       | 7.10.2019       | Germany       |
| DANSKE BANK A/S                 | 4,842,319  | -491,443          | 81,544,653    | 0.14%       | 30.09.2019      | Denmark       |
| RUSSELL INVESTMENTS             | 3,714,405  | 9,702             | 62,550,581    | 0.11%       | 31.08.2019      | United States |
| EXCHANGE-TRADED CONC            | 3,122,700  | 37,119            | 52,586,268    | 0.09%       | 7.10.2019       | United States |
| RAIFFEISEN BANK INTE            | 2,557,000  | 2,557,000         | 43,059,880    | 0.07%       | 30.08.2019      | Austria       |



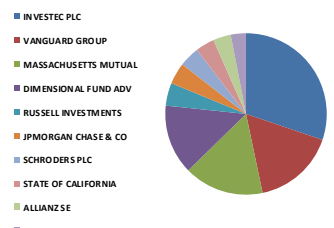
| TUPRS TI - İlk 10 Yabancı Ortak | Pozisyon   | Pozisyon Değişimi | Piyasa Değeri | Hisse Oranı | Bildirim Tarihi | Ülke           |
|---------------------------------|------------|-------------------|---------------|-------------|-----------------|----------------|
| LAZARD LTD                      | 13,472,553 | 0                 | 226,877,795   | 5.38%       | 7.06.2018       | Bermuda        |
| BLACKROCK                       | 5,370,074  | 25,014            | 90,432,047    | 2.14%       | 7.10.2019       | United States  |
| VANGUARD GROUP                  | 4,588,534  | 39,938            | 77,270,913    | 1.83%       | 31.08.2019      | United States  |
| FMR LLC                         | 3,784,321  | -1,372,728        | 63,727,966    | 1.51%       | 31.08.2019      | United States  |
| SCHRODERS PLC                   | 2,974,914  | -1,219,464        | 50,097,552    | 1.19%       | 31.08.2019      | United Kingdom |
| INVESCO LTD                     | 2,894,989  | -326,500          | 48,751,615    | 1.16%       | 7.10.2019       | United States  |
| NORGES BANK                     | 2,886,200  | 0                 | 48,603,608    | 1.15%       | 31.12.2018      | Norway         |
| ROBECO LUXEMBOURG S.            | 2,755,830  | -98,496           | 46,408,178    | 1.10%       | 31.08.2019      | Luxembourg     |
| STATE OF CALIFORNIA             | 1,611,513  | 0                 | 27,137,879    | 0.64%       | 30.06.2018      | United States  |
| JPMORGAN CHASE & CO             | 1,416,705  | -108,504          | 23,857,312    | 0.57%       | 31.08.2019      | United States  |



| VAKBN TI - İlk 10 Yabancı Ortak | Pozisyon   | Pozisyon Değişimi | Piyasa Değeri | Hisse Oranı | Bildirim Tarihi | Ülke           |
|---------------------------------|------------|-------------------|---------------|-------------|-----------------|----------------|
| VANGUARD GROUP                  | 36,468,068 | -15,322           | 614,122,271   | 1.46%       | 31.08.2019      | United States  |
| DIMENSIONAL FUND ADV            | 35,212,793 | 10,810,051        | 592,983,439   | 1.41%       | 31.08.2019      | United States  |
| ACADIAN ASSET MANAGE            | 10,074,057 | 0                 | 169,647,121   | 0.40%       | 31.08.2019      | United States  |
| STATE OF CALIFORNIA             | 9,643,765  | 0                 | 162,401,004   | 0.39%       | 30.06.2018      | United States  |
| EAST CAPITAL ASSET M            | 8,274,179  | -1,276,912        | 139,337,176   | 0.33%       | 30.08.2019      | Luxembourg     |
| ALLIANZ SE                      | 7,717,639  | 2,640,722         | 129,965,042   | 0.31%       | 7.10.2019       | Germany        |
| SEI INVESTMENTS CO              | 5,642,370  | 0                 | 95,017,512    | 0.23%       | 30.09.2019      | United States  |
| ST JAMES'S PLACE PLC            | 4,756,823  | 0                 | 80,104,900    | 0.19%       | 30.09.2018      | United Kingdom |
| SEB                             | 3,898,870  | -151,114          | 65,656,971    | 0.16%       | 31.05.2019      | Sweden         |
| BRITISH COLUMBIA INV            | 3,891,763  | 0                 | 65,537,290    | 0.16%       | 30.03.2018      | Canada         |



| YKBNK TI - İlk 10 Yabancı Ortak | Pozisyon    | Pozisyon Değişimi | Piyasa Değeri | Hisse Oranı | Bildirim Tarihi | Ülke           |
|---------------------------------|-------------|-------------------|---------------|-------------|-----------------|----------------|
| INVESTEC PLC                    | 100,156,246 | 10,529,657        | 1,686,631,198 | 1.19%       | 31.08.2019      | United Kingdom |
| VANGUARD GROUP                  | 54,547,992  | 1,082,937         | 918,588,194   | 0.65%       | 31.08.2019      | United States  |
| MASSACHUSETTS MUTUAL            | 53,420,575  | 0                 | 899,602,491   | 0.63%       | 31.03.2019      | United States  |
| DIMENSIONAL FUND ADV            | 46,405,071  | 13,380,018        | 781,461,403   | 0.55%       | 31.08.2019      | United States  |
| RUSSELL INVESTMENTS             | 14,857,770  | -58,723           | 250,204,849   | 0.18%       | 30.08.2019      | United States  |
| JPMORGAN CHASE & CO             | 14,752,573  | -488,880          | 248,433,332   | 0.17%       | 31.08.2019      | United States  |
| SCHRODERS PLC                   | 13,148,725  | 4,835,008         | 221,424,531   | 0.16%       | 31.07.2019      | United Kingdom |
| STATE OF CALIFORNIA             | 12,492,972  | 0                 | 210,381,650   | 0.15%       | 30.06.2018      | United States  |
| ALLIANZ SE                      | 11,615,216  | 3,175,430         | 195,600,239   | 0.14%       | 7.10.2019       | Germany        |
| BNP PARIBAS                     | 10,089,344  | 4,532,224         | 169,904,554   | 0.12%       | 30.08.2019      | France         |



## Künye

## Yatırım Danışmanlığı ve Bireysel Portföy Yönetimi

Gökçe ARSLAN  
Müdür  
[garslan@halkyatirim.com.tr](mailto:garslan@halkyatirim.com.tr)  
+90 212 314 81 79

Serhan YENİGÜN  
Yönetmen  
[syenigun@halkyatirim.com.tr](mailto:syenigun@halkyatirim.com.tr)  
+90 212 314 87 29

Kübra ÇELİK  
Uzman  
[kcelik@halkyatirim.com.tr](mailto:kcelik@halkyatirim.com.tr)  
+90 212 314 81 44

Gözde ODABAŞI AĞBABA  
Uzman  
[godabasi@halkyatirim.com.tr](mailto:godabasi@halkyatirim.com.tr)  
+90 212 314 82 95

## ÇEKİNCE

“Yatırım Danışmanlığı” hizmeti; aracı kurumlar, portföy yönetim şirketleri, mevduat kabul etmeyen bankalar ile müşteri arasında imzalanacak Yatırım Danışmanlığı sözleşmesi çerçevesinde sunulmaktadır. Burada yer alan bilgi, yorum ve tavsiyeleri, kişilerin yerindelik testi ile belirlediği risk seviyeleri dikkate alınarak, Halk Yatırım Yatırım Danışmanlığı ve Araştırma birimi nezdinde güvenilir olduğuna inanılan bilgi kaynaklarından yararlanarak hazırlanmakta ve kişiye özel sunulmaktadır. Verilen bu tavsiyeler mali durumunuz ile risk ve getiri tercihlerinize uygun olmayabilir. Bu nedenle, risk yapınıza uygun olmayan şekilde sadece burada yer alan bilgilere dayanılarak yatırım kararı verilmesi beklentilerinize uygun sonuçlar doğurmayabilir. Size özel olarak tahsis edilen Yatırım Danışmanınız ile irtibata geçmeniz ve mali durumunuz ve risk seviyelerinize uygun kararları birlikte almanız tavsiye edilir.

Veri ve grafikler güvenilirliğine inandığımız güvenilir kaynaklardan derlenmiş olup, yapılan yorumlar sadece HALK YATIRIM MENKUL DEĞERLER A.Ş. Yatırım Danışmanlığı'nın beklentilerini yansıtmaktadır. Bu bilgiler ışığında yapılan ve yapılacak olan ileriye dönük yatırımların sonuçlarından Şirketimiz hiçbir şekilde sorumlu tutulamaz. Ayrıca, Halk Yatırım Menkul Kıymetler A.Ş.'nin yazılı izni olmadıkça içeriği kısmen ya da tamamen üçüncü kişilerce hiç bir şekil ve ortamda yayınlanamaz, iktisap edilemez, alıntı yapılamaz, kullanılamaz. İleti, gönderilen kişiye özel ve münhasırdır. İlave olarak, bu raporun gönderildiği ve yukarıdaki açıklamalarımız doğrultusunda kullanıldığı ülkelerdeki yasal düzenlemelerden kaynaklı tüm talep ve dava haklarımız saklıdır.

Uyarı Notu: Bu e-posta'nın içerdiği bilgiler (ekleri dahil olmak üzere) gizlidir. Onayımız olmaksızın üçüncü kişilere açıklanamaz. Bu mesajın gönderilmek istendiği kişi değilseniz, lütfen mesajı sisteminizden derhal siliniz. Halk Yatırım Menkul Değerler A.Ş. bu mesajın içerdiği bilgilerin doğruluğu veya eksiksiz olduğu konusunda bir garanti vermemektedir. Bu nedenle bilgilerin ne şekilde olursa olsun, içeriğinden, iletilmesinden, alınmasından, saklanmasıyla ilgili sorumluluk değildir. Bu mesajın içeriği yazarına ait olup, Halk Yatırım Menkul Değerler A.Ş.'nin görüşlerini içermeyebilir.